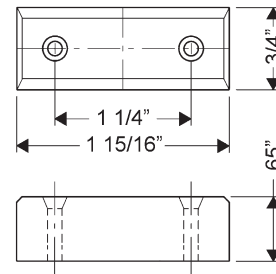


Special note for key-retaining locks only:

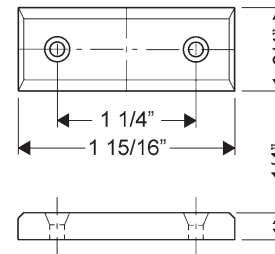
Cycle lock so that the bolt is in the "locked" position before inserting the core.

Included Accessories:

- 3 10-350 plastic spacers
- 1 10-054 1/4" plastic bar strike
- 1 10-055 1/2" plastic bar strike
- 1 7788-PA-D plastic thumbturn
- 4 lock mounting screws



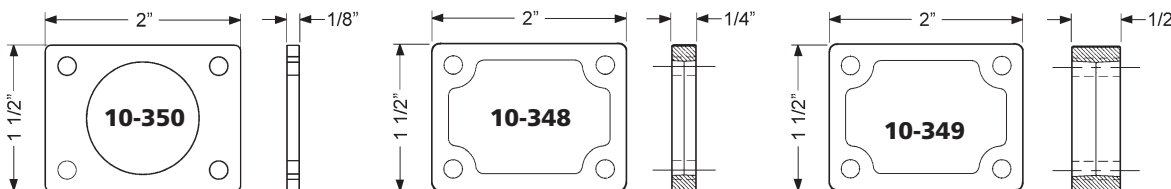
10-058 - 1/2" bar strike



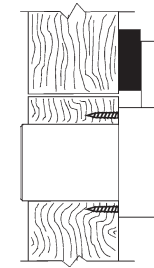
10-054 - 1/4" bar strike

Spacer options

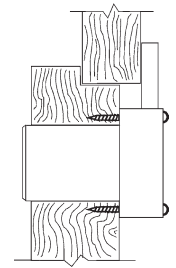
Note: use of spacers and strikes depends on application and material thickness.



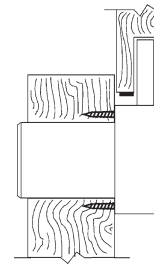
Typical Installation



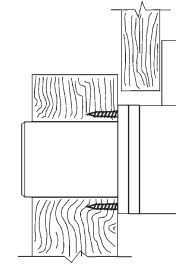
Flush



Lipped
Overlay



Overlay*



Full Overlay

*Overlay installation is not recommended for particleboard.

Installation/handling for key-retaining option

